

# Frankie Deep Modular Sofa



*The Frankie deep modular sofa is designed and made in Australia. Frankie combines clean minimal lines with high quality cushioning for a piece that is aesthetically timeless. Frankie is most recognisable for its extra deep seat and elegant height, creating a feeling of lightness and space.*

SIZE	L	D	H
275 Sofa 1 Arm L/R Corner	2750	1000	770
260 Sofa 1 Arm L/R	2600	1000	770
175 Sofa 1 Arm L/R	1750	1000	770
265 Sofa 1 Arm L/R Corner	2650	1000	770
245 Sofa L/R	2450	1000	770
165 Sofa L/R	1650	1000	770
250 Sofa 1 Arm L/R Corner	2500	1000	770
220 Sofa L/R	2200	1000	770
150 Sofa L/R	1500	1000	770
79 Chaise L/R	790	1600	770
87 Chaise L/R	870	1600	770
92 Chaise L/R	920	1600	770

#### NAME

Frankie

#### MATERIALS

Frame in solid hardwood.  
Upholstered in fabric or leather.

#### OPTIONS

Available in different sizes & configurations.

#### MANUFACTURER

Fanuli

#### WARRANTY

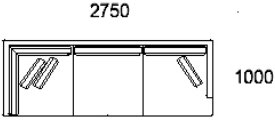
10 years structural

**FANULI**  
SYDNEY MELBOURNE EST 1976

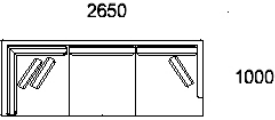
# Frankie Deep Modular Sofa

**SPECS**

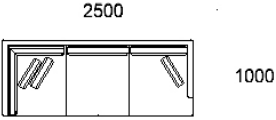
**MODULAR COMPONENTS**



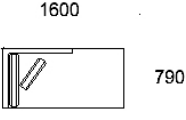
275 / SOFA : 1 ARM L/R CORNER



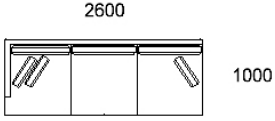
265 / SOFA : 1 ARM L/R CORNER



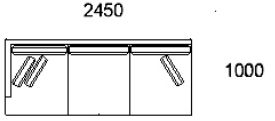
250 / SOFA : 1 ARM L/R CORNER



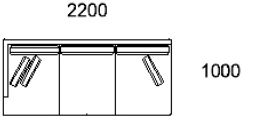
79 / CHAISE : L/R



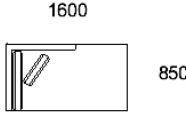
260 / SOFA : 1 ARM L/R



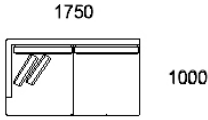
245 / SOFA : 1 ARM L/R



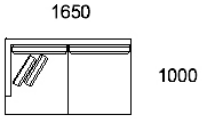
220 / SOFA : 1 ARM L/R



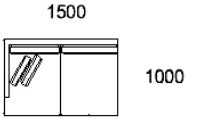
85 / CHAISE : L/R



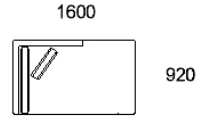
175 / SOFA : 1 ARM L/R



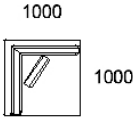
165 / SOFA : 1 ARM L/R



150 / SOFA : 1 ARM L/R



92 / CHAISE : L/R



100 CORNER

**SYDNEY**  
 269 Military Road, Cremorne 2090  
 02 9908 2660

**MELBOURNE**  
 681 Chapel Street, South Yarra 3141  
 03 9826 8777

**FANULI**  
 SYDNEY MELBOURNE EST 1976